

# 2018 SMALL- & LAWN TYRES



***Deli Tire***  
***ROAD SYMBIOSIS***

# DELI TIRE

Deli Tyre is a trademark of PT Industri Karet Deli from Indonesia, specializing in the manufacture of small and special tyres.

PT Industri Karet Deli was founded in Indonesia in 1956 and began with the production of rubber soled shoes. It was only in 1970 that the company started to manufacture tyres and tubes. After initially producing bicycle, motorcycle and scooter tyres, tyres for light trucks, industry and gardening and landscaping followed.

The small tyre range includes tyres from sizes 200x50 up to currently 26x12.00-12. The production area totals around 120,000 m<sup>2</sup>.

Today, the company sells its products in more than 60 countries to selected dealerships spread over five continents, with the US and Europe as main markets. Alongside the brands Deli Tyre, Delium and Swallow, PT Industri Karet Deli also manufactures products on behalf of renowned international tyre manufacturers.

 ***Deli Tyre***  
***ROAD SYMBIOSIS***

Bohnenkamp is the central marketer of these tyres in Central Europe.

Further information is available at [www.bohnenkamp.com](http://www.bohnenkamp.com)

Powered by

**Bohnenkamp**

 Moving Professionals



## **BARROW TYRES**

PAGE 6



## **LAWN TYRES**

PAGE 10



## **AGRICULTURAL TYRES**

PAGE 12




## **TRAILER TYRES**


PAGE 14

# PROFILES

## BARROW TYRES



## LAWN TYRES



## TRAILER TYRES





**S-168**



**S-302**



**S-320**



**S-359**



**S-378**

## **AGRICULTURAL TYRES**



**S-247**



**SG-316**



**S-317**




**ST-5000**

# BARROW TYRES

## S-379

Size	PR	TL/TT	Rim	Diameter in mm	Width in mm	Load capacity	km/h	Inflation pressure
200 - 50	2	Set	1.25	194	48	75	20	1,80
200 - 50	2	Set	1.25	194	48	75	20	1,80
200 - 50	2	Set	1.25	194	48	75	20	1,80
3.00 - 4	4	Set	2.50	267	95	170	20	4,20
3.50 - 6	4	Set	2.50	331	91	200	20	3,40
4.00 - 6	4	Set	2.50	355	100	230	20	3,50
3.00 - 8	4	Set	2.50	358	84	200	20	4,20
3.50 - 8	4	Set	2.50	380	90	220	20	3,50
4.80/4.00 - 8	4	Set	2.50	409	104	305	20	3,50
4.80/4.00 - 8	6	Set	2.50	417	104	340	20	5,00



## S-356

Size	PR	TL/TT	Rim	Diameter in mm	Width in mm	Load capacity	km/h	Inflation pressure
4.10/3.50 - 4	4	Set	2.50	272	94	160	20	3,50
4.10/3.50 - 5	4	Set	3.00	298	96	175	20	3,50
4.10/3.50 - 6	4	Set	2.50	325	94	205	20	3,50
5.30/4.50 - 6	4	TL	4.00	368	125	260	20	4,50



## S-310

Size	PR	TL/TT	Rim	Diameter in mm	Width in mm	Load capacity	km/h	Inflation pressure
3.00 - 4	4	Set	2.10	267	95	200	20	4,20
3.00 - 4	6	Set	2.50	267	86	230	20	5,20
4.00 - 4	4	TL	2.50	320	110	245	30	4,20
4.00 - 4	4	Set	2.50	320	110	245	30	4,20
4.00 - 4	6	Set	2.50	320	110	280	20	5,10



## S-369

Size	PR	TL/TT	Rim	Diameter in mm	Width in mm	Load capacity	km/h	Inflation pressure
3.00 - 8	2	TT	2.50	380	90	110	20	2,50
4.80/4.00 - 8	4	Set	2.50	409	104	305	20	3,50
5.00 - 8	6	TT	3.75	462	142	1100	10	6,00
5.00 - 8	8	TT	3.75	456	142	1300	10	6,90
5.00 - 8	10	TT	3.75	462	131	1700	10	6,90
6.00 - 9	6	TT	4.50	546	170	1160	25	5,00
6.00 - 9	10	TT	4.50	543	170	1700	10	7,00



## S-389

Size	PR	TL/TT	Rim	Diameter in mm	Width in mm	Load capacity	km/h	Inflation pressure
4.10/3.50 - 4	4	TL	2.50	272	94	160	20	3,50
4.10/3.50 - 5	4	TL	3.00	298	96	175	20	3,50
4.10/3.50 - 6	4	TL	2.50	325	94	205	20	3,50



## S-115

Size	PR	TL/TT	Rim	Diameter in mm	Width in mm	Load capacity	km/h	Inflation pressure
2.25 - 8	2	Set	1.75	315	50	40	40	2,80



# BARROW TYRES

## S-168

Size	PR	TL/TT	Rim	Diameter in mm	Width in mm	Load capacity	km/h	Inflation pressure
16 - 2.125	2	TT	16x2.125	408	47	55	20	2,80



## S-302

Size	PR	TL/TT	Rim	Diameter in mm	Width in mm	Load capacity	km/h	Inflation pressure
2.80/2.50 - 4	4	Set	2.25	227	72	135	20	3,50



## S-320

Size	PR	TL/TT	Rim	Diameter in mm	Width in mm	Load capacity	km/h	Inflation pressure
4.00 - 4	4	Set	2.50	312	109	230	20	3,50





## S-359

Size	PR	TL/TT	Rim	Diameter in mm	Width in mm	Load capacity	km/h	Inflation pressure
4.80/4.00 - 8	6	Set	2.50	414	104	340	20	5,00



## S-378

Size	PR	TL/TT	Rim	Diameter in mm	Width in mm	Load capacity	km/h	Inflation pressure
2.80/2.50 - 4	4	Set	2.10	227	72	135	20	3,50



# LAWN TYRES

## S-365

Size	LI/SI*	LI/SI**	PR	TL/TT	Rim	Diameter in mm	Width in mm	Load capacity	km/h	Inflation pressure
11 x 4.00 - 4	43 A6	31 A6	4	TL	3.25	290	102	155	30	3,20
13 x 5.00 - 6	52 A6	40 A6	4	TL	3.50	336	124	200	30	2,80
13 x 6.50 - 6	55 A6	43 A6	4	TL	5	336	160	218	30	1,90
13 x 6.50 - 6	55 A6	43 A6	4	Set	5	337	168	218	30	1,90
13 x 6.50 - 6	60 A6	48 A6	6	TL	4.50	336	158	250	30	2,60
15 x 6.00 - 6	61 A6	49 A6	4	TL	4.50	378	162	257	30	2,10
15 x 6.00 - 6	61 A6	49 A6	4	Set	4.50	378	162	257	30	2,10
15 x 6.00 - 6	70 A6	58 A6	6	TL	4.50	380	162	335	30	3,10
15 x 6.00 - 6	70 A6	58 A6	6	Set	4.50	380	162	335	30	3,10
16 x 6.50 - 8	64 A6	52 A6	4	TL	5.50	410	170	280	30	1,90
16 x 6.50 - 8	64 A6	52 A6	4	Set	5.375	409	170	280	30	1,90
16 x 6.50 - 8	72 A6	60 A6	6	TL	5.375	412	170	355	30	2,90
18 x 6.50 - 8	71 A6	56 A6	4	TL	5.0	448	166	345	30	1,90
20 x 8.00 - 8	79 A6	67 A6	4	TL	6.5	296	220	437	30	1,50



## S-366K

Size	LI/SI*	LI/SI**	PR	TL/TT	Rim	Diameter in mm	Width in mm	Load capacity	km/h	Inflation pressure
4.10/3.50 - 4	44 A6	32 A6	4	TL	2.50	275	95	160	30	3,50
18 x 8.50 - 8	74 A6	64 A6	4	TL	7.00	464	222	375	30	1,50
18 x 9.50 - 8	82 A6	70 A6	4	TL	7.00	461	234	475	30	1,70
20 x 10.00 - 8	87 A6	75 A6	4	TL	7.00	518	234	545	30	1,50



\* = free rolling - \*\* drive wheel

## S-390

Size	LI/SI	PR	TL/TT	Rim	Diameter in mm	Width in mm	Load capacity	km/h	Inflation pressure
9 x 3.50 - 4	40 A6	4	TL	2.50	237	90	140	30	3,50
11 x 4.00 - 5	42 A6	4	TL	3.00	251	120	150	30	0,80



## S-399

Size	LI/SI	PR	TL/TT	Rim	Diameter in mm	Width in mm	Load capacity	km/h	Inflation pressure
4.80/4.00 - 8		4	TT	2.50	398	104	305	15	3,50



# AGRICULTURAL TYRES

## S-247

Size	LI/SI*	LI/SI**	PR	TL/TT	Rim	Diameter in mm	Width in mm	Load capacity	km/h	Inflation pressure
13 x 5.00 - 6			4	TL	3.50	333	119	170	16	2,20
4.80/4.00 - 8	43 A6	31 A6	4	TL	3.75	412	115	155	30	2,10
5.00 - 10	64 A6	52 A6	4	Set	3.50	528	136	280	30	2,80
5.00 - 12	68 A6	56 A6	4	TT	4.00	584	146	315	30	2,80

\* = free rolling - \*\* drive wheel



## SG-316

Size	LI/SI	PR	TL/TT	Rim	Diameter in mm	Width in mm	Load capacity	km/h	Inflation pressure
10.0/80 - 12	120 A8	10	TL	7.00	708	252	1400	40	3,90
14.0/65 - 16	142 A8	14	TL	11.00	880	353	2650	40	4,00



# S-317

Size	LI/SI	PR	TL/TT	Rim	Diameter in mm	Width in mm	Load capacity	km/h	Inflation pressure
11 x 4.00 - 5	42 A6	4	TL	3.00	288	107	150	30	3,20
13 x 5.00 - 6	52 A6	4	Set	3.50	326	126	200	30	2,80
13 x 6.50 - 6	55 A6	4	Set	5	336	158	218	30	1,90
15 x 6.00 - 6	61 A6	4	Set	4.50	360	154	257	30	2,10
15 x 6.00 - 6	70 A6	6	Set	4.50	360	154	335	30	3,10
15 x 6.00 - 6	84 A6	10	TT	4.50	363	154	500	30	5,20
16 x 6.50 - 8	64 A6	4	Set	5.375	418	168	280	30	1,90
16 x 6.50 - 8	72 A6	6	Set	5.375	420	168	355	30	2,90
16 x 6.50 - 8	84 A6	10	Set	5.50	418	168	500	30	4,80
18 x 8.50 - 8	74 A6	4	Set	7.00	444	216	375	30	1,50
20 x 10.00 - 10	86 A6	4	TL	8.50	498	241	530	30	1,50



# TRAILER TYRES

## S-252

Size	LI/SI	TL/TT	Rim	Diameter in mm	Width in mm	Load capacity	km/h	Inflation pressure
6.00 - 9	85 M	TT	4.00	528	158	515	130	4,10
6.00 - 9	95 M	TT	4.00	526	163	690	130	6,90
4.00 - 10	63 M	TL	3.00	458	106	272	130	3,00
4.00 - 10	71 M	TL	3.00	458	106	345	130	3,50
5.20 - 10	72 M	TL	3.50	525	141	355	130	3,50



## S-255

Size	LI/SI	TL/TT	Rim	Diameter in mm	Width in mm	Load capacity	km/h	Inflation pressure
145/80 B 10	74 N	TL	3.50	495	135	375	140	2,50
145/80 B 10	84 N	TL	3.50	495	135	500	140	3,00



## S-368

Size	LI/SI	TL/TT	Rim	Diameter in mm	Width in mm	Load capacity	km/h	Inflation pressure
16.5 x 6.50 - 8	73 M	TL	5.375	415	170	365	130	4,90
18.5 x 8.50 - 8	78 M	TL	7.00	408	212	425	130	3,40
20.5 x 8.0 - 10	95 M	TL	6.00	528	208	690	130	6,20



## S-378

Size	LI/SI	TL/TT	Rim	Diameter in mm	Width in mm	Load capacity	km/h	Inflation pressure
5.70/5.00 - 8	77 M	TL/TT	3.75	465	140	412	130	5,20



## S-380

Size	LI/SI	TL/TT	Rim	Diameter in mm	Width in mm	Load capacity	km/h	Inflation pressure
4.80/4.00 - 8	62 M	TL	3.75	418	119	265	130	4,00



## ST-3000

Size	LI/SI	TL/TT	Rim	Diameter in mm	Width in mm	Load capacity	km/h	Inflation pressure
145/70 R 13	84 N	TL	4.50	539	145	500	140	3,70



## ST-5000

Size	LI/SI	TL/TT	Rim	Diameter in mm	Width in mm	Load capacity	km/h	Inflation pressure
4.50 - 10	76 N	TL	3.50	490	126	400	140	4,30





**ООО «Боненкамп»**

**Бесплатный телефон для звонков из России: 8 800 5005 375**  
**[www.bohnenkamp-russia.ru](http://www.bohnenkamp-russia.ru)**